



## Halesowen C of E Primary School

Home Learning






**DATE:** 1.6. 20 – 5.6.20

**YEAR GROUP:** Nursery

**Write Stuff activities**

**THEME/FOCUS:** We're going on a bear hunt


<https://www.youtube.com/watch?v=Waoa3iG3bZ4>

MONDAY	TUESDAY	WEDNESDAY	THURSDAY	FRIDAY
<p><u>Sight</u></p>  <p>This week we are going to use our senses to explore the story 'We're going on a bear hunt.'</p> <p>Today we will be using our good-looking eyes to see. Make sure you watch the animated version of the story using the link above.</p> <p>In the story the cave was very dark so the children couldn't see very well. The Dad described what he could see using his good looking eyes.</p> <p>1 shiny wet nose 2 big furry ears</p>	<p><u>Hearing</u></p>  <p>Today we will be using our good listening ears.</p> <p>I want you to watch the story again. Once you have finished the story, I want you to play it again but, this time I don't want you to watch the screen. I just want you to listen to the different sounds that are made when they go through the grass, water, mud, forest, snowstorm.</p> <p><u>Inside:</u></p> <p>Can you find things in your house that make different</p>	<p><u>Touch</u></p>  <p>Today we will be using our hands and feet to touch and feel.</p> <p>Can you find something in your house or in your garden that is spikey? Rough? Smooth? Fluffy? Hard? Soft?</p> <p>Can you create your own small world for 'We're going on a bear hunt'?</p> <p>You need to find:</p> <p>grass Water Mud</p>	<p><u>Smell</u></p>  <p>Today we will be using our noses to smell.</p> <p>In the story you got to see the bear's big shiny nose. Bears have a brilliant sense of smell. They use it to help them find food.</p> <p>What do you use your nose for? During the day you will smell lots of different things. Can you think of any? e.g minty toothpaste before you brush your teeth, soap when you have a bath, toast cooking for breakfast.</p>	<p><u>Taste</u></p>  <p>Today we will be using our tongue to taste.</p> <p>In the story the bear followed the family back to their house. Why do you think the bear did that?</p> <p>Do you think he might have been hungry and looking for some food to eat?</p> <p>Just like us bears love to eat. Do you know what bears favourite food is? If not, can you find out by searching on the internet?</p>



## Halesowen C of E Primary School

### Home Learning

<p>2 big googley eyes</p> <p>It's a bear!!</p> <p>Can you describe an animal or a toy to an adult? Can they guess what it is? You could even cover their eyes to make it more fun.</p> <p>Have you seen any bears hiding in Halesowen?</p> <p>Can you go on a bear hunt? While on daily walk look around to see if there are any bears hiding in people's windows.</p> <p>Can you be extra clever and count how many bears you found?</p> <p>In you can't find any bears what other animals can you see? Could you go on a dog hunt? A spider hunt?</p> <p>You could even make your own binoculars to help you see even better.</p>	<p>noises? Can you find things that are loud? Things that are quiet?</p> <p>e.g banging pots and pans with a spoon, tapping two pencils together, popping bubble wrap.</p> <p><u>Outside:</u></p> <p>On your daily walk use your good listening ears. What can you hear? Birds singing? Leaves rustling? Cars beeping?</p> <p>While on your daily walk see if you can find a stick and tap it onto different surfaces, do they all sound the same? can you tap them hard and soft? is the sound the same? Louder? Quieter?</p> <p>Can you tap two sticks together to make a beat?</p> <p>If you have a park, forest area near by e.g Leasowes park See what different surfaces you can find to walk on. Do they make different sounds</p>	<p>Sticks/leaves</p> <p>Ice for the snow or cotton wool</p> <p>Use a small bear toy or any other animal to explore the different sections and retell the story.</p>  <p>If you want to see what it feels like on your feet try having a sensory bear hunt in your garden.</p> <p>You could walk though grass, water (paddling pool/washing up bowl) mud, forest (sticks/leaves) ice instead of snow (or cold water). Try and describe what each one feels like on your feet.</p> <p>*remember to check that there is nothing sharp that might hurt your child's feet*</p>	<p>What things do you think smell nice?</p> <p>What don't you like the smell of?</p> <p>If you have any herbs or spices in the house: With the help of an adult can you smell the different ones. Which one is your favourite?</p> <p>Could you make some smelly sensory play dough?</p> <p>Use the recipe below:</p> <p>1 cup of warm water</p> <p>1 cup of plain flour</p> <p>½ cup of salt</p> <p>1 tbsp of your choice of 'smell'</p> <p>2 tbsp cream of tartar</p> <p>Remember to add your favourite smell e.g coco powder, curry powder, vanilla essence, cinnamon.</p> <p>If you don't have any dry ingredients you could add juice from an orange or lemon although you may need more flour as the play dough may become sticky.</p>	<p>Today I want to see if you can make some yummy food for you and your family to have a picnic. You could even invite your teddy bears to come and join you. You could make sandwiches, fruit salad, cakes and even a honey sandwich for your bear to enjoy.</p> <p>Sometimes you might not like everything at a picnic but it's important to try everything because sometimes you might find something new that you do like.</p> <p>We use our tongues to taste different foods and to guess what they are. Could you try different things from your picnic without looking. Can you guess what it is? Did you like it?</p> <p>Remember to take a picture and send it in to us so that we can see you enjoying your teddy bears picnic.</p>
---	---	---	--	---



## Halesowen C of E Primary School

### Home Learning



These ones are made using two toilet roll tubes and some string.

when you walk on them? E.g  
gravel, leaves

For tomorrow's activity freeze  
some water to make ice cubes  
ready for their sensory small  
world.

If your child doesn't fancy  
getting their feet dirty on daily  
walk they can talk about the  
different paths they walk on. Is  
the surface smooth, bumpy?

\*remember to remind your  
children that even though if  
smells yummy they should not  
eat the playdough\*

